




BUILT FOR HIGH PRODUCTION.

Engineered and built to exceed the demands of commercial paving, the Weiler P395 incorporates proven designs with new innovations to provide performance, reliability and outstanding mat quality in a wide range of applications.



PROVEN SCREED.

The Weiler designed 4,400 lb (1996 kg) screed delivers outstanding mat quality and a wide paving range. The 7' 8" (2.3 m) front mount screed is hydraulically extendable to 15' 4" (4.67 m).




LARGEST UNDERCARRIAGE.

Best-in-class 96" (2438 mm) track length with 74" (1880 mm) of ground contact and 140 mm track chain pitch provides smooth ride and excellent flotation. Automatic track tensioning ensures performance and maximizes component life.




VISIBILITY AND CONTROL.

The P395 has swing out consoles for optimal visibility while the adjustable, magnetic-resistance intelligent steering system allows for reliable control. The joystick allows for automatic functions.



DURABLE COMPONENTS.

Highway class chains, conveyor and auger bearings provide long-term reliability. Remote grease lines located on the front of the counterweight provide easy daily maintenance.



FAST SERVICE.

Remote grease lines, spray down system with 4-10' (1.2 - 3.0 m) coiled hoses. Hinged engine access doors and Caterpillar dealer service and support keep your machine up and running.

P395 SPECIFICATIONS

WEIGHT	25,000 lb	11 340 kg	SCREED WEIGHT	4,400 lb	1996 kg	ENGINE	Cat® C3.6 Tier 4F/Stage V
LENGTH	15' 2"	4623 mm	MAIN PLATE DEPTH	16.5"	419 mm	PAVING SPEED	150 fpm 45 mpm
WIDTH	102"	2591 mm	EXTENSION PLATE DEPTH	10"	254 mm	TRANSPORT SPEED	350 fpm 106 mpm
HEIGHT	100"	2540 mm	SCREED HEAT	Electric - 4 elements		FUEL CAPACITY	39 gal 148 L
TRUCK CLEARANCE	19"	482 mm	VIBRATION	4 x 2500 vpm max		HYDRAULIC CAPACITY	30 gal 114 L
AUGER DIAMETER	14"	356 mm	AUGER SPEED	150 rpm max		DEF CAPACITY	5 gal 18 L

POWERTRAIN

- Cat® C3.6 Tier 4F/Stage V engine with 120 hp (89 kW)
- 3-Speed hydrostatic drive, 350 fpm (106 mpm) transport speed
- Automatic track tensioning
- 96" (2438 mm) track length with 74" (1880 mm) of ground contact
- 14" (356 mm) bolt on, polyurethane track pads
- 7 track rollers per side w/1 carrier roller
- 140 mm track chain pitch
- Hydraulically driven 12 kW generator

OPERATING ENVIRONMENT

- Dual, swing-out operating stations
- Air ride seats
- Push button keypads
- Dual LCD display provides conditions and diagnostics
- Pause mode enables return to same settings
- Steering wheel standard
- Screeed mounted control panels

MATERIAL DELIVERY

- 11-ton (10 mt) hopper
- Replaceable floor plates
- Heavy-duty chains and flight bars
- Narrow chain guards
- 14" (356 mm) Ni-hard augers
- Adjustable push roller
- Independent, fully proportional and reversing auger and conveyor
- Cut-off doors
- Hydraulic dumping front apron

SALES AND SERVICE

Sold and serviced through Caterpillar dealers worldwide.

SCREED

- 7' 8" (2.3 m) to 15'4" (4.67 m) standard paving width
- 4 element electric heated screed w/ thermostatic control
- 3/8" (9.5 mm) thick screed plates
- Hydraulic slope
- Powered extension height
- Sonic feed sensors
- Hydraulic crown adjustment (+-3%)
- Folding rear walkways
- Adjustable, springloaded end gates
- Heated end gates

SERVICE/MAINTENANCE

- 8-gal (30 L) spray down system with 4 hoses/nozzles
- Braided electrical harnesses and sealed connections
- 12-volt electric system with automotive-type fuses
- Remote grease fittings
- 5 engine access doors
- Lockable vandal covers and engine access doors

OPTIONAL EQUIPMENT

- Truck hitch
- Hydraulically extendable push rollers
- DC LED blade lights
- Auto grade and slope controls
- Cut-off shoes
- 12" (305 mm), 18" (457 mm), 24" (610 mm) berm attachment
- Hydraulic integrated berm

WARRANTY

12 months standard. Extended warranty available.